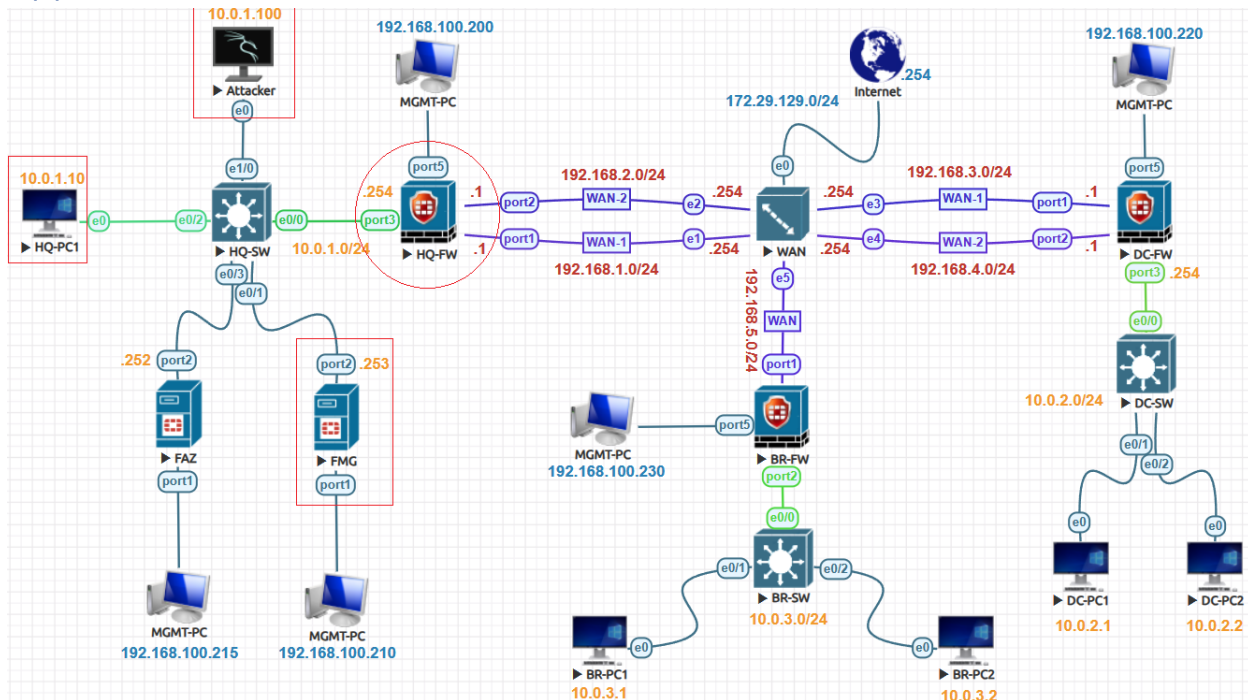


Application Control Lab:



Application Overrides:

Go to **Policy & Objects > Object Configurations > Security Profiles > Application Control**. Under the **Application and Filter Overrides** table, click **Create New**. To add individual applications: Select **Application** as the Type. Choose an action to be associated with the application. Click the button in the Application field and choose the specific applications from the list where app signatures are displayed. Multiple applications may be selected.

Categories

<input checked="" type="radio"/> Monitor	Business	<input checked="" type="radio"/> Monitor	Cloud.IT	<input checked="" type="radio"/> Monitor	Collaboration
<input checked="" type="radio"/> Monitor	Email	<input checked="" type="radio"/> Monitor	Game	<input checked="" type="radio"/> Monitor	General.Interest
<input checked="" type="radio"/> Monitor	Industrial	<input checked="" type="radio"/> Monitor	Mobile	<input checked="" type="radio"/> Monitor	Network.Service
<input checked="" type="radio"/> Monitor	P2P	<input checked="" type="radio"/> Monitor	Proxy	<input checked="" type="radio"/> Monitor	Remote.Access
<input checked="" type="radio"/> Monitor	Social.Media	<input checked="" type="radio"/> Monitor	Storage.Backup	<input checked="" type="radio"/> Monitor	Update
<input type="radio"/> Allow	Video/Audio	<input checked="" type="radio"/> Monitor	VoIP	<input checked="" type="radio"/> Monitor	Web.Client
<input checked="" type="radio"/> Monitor	Unknown Applications				
<input checked="" type="radio"/> Block					
<input type="checkbox"/> Traffic Shaping					

Choose Type **Application** set Action **Allow** in this case select **Facebook** and Facebook related all Application Click Add to Selected, 17 Selected applications are added related to Facebook.

Network Protocol Enforcement ☐

Application and Filter Overrides

<input type="checkbox"/>	Priority	Details	Type
No record found.			

Edit Application and Filter Overrides

Type Application Filter

Action ✓ Allow

Application

<input type="checkbox"/>	Name	Application ID
--------------------------	------	----------------

Finally, **Facebook Applications** Are Added with Allow action to override the rule.

Edit Application and Filter Overrides

Type Application Filter

Action ✓ Allow

Application

<input type="checkbox"/>	Name	Application ID
<input type="checkbox"/>	Facebook	15832
<input type="checkbox"/>	Facebook_AppName	23813
<input type="checkbox"/>	Facebook_Apps	17735
<input type="checkbox"/>	Facebook_Chat	15722
<input type="checkbox"/>	Facebook_File.Download	38517
<input type="checkbox"/>	Facebook_File.Upload	24318

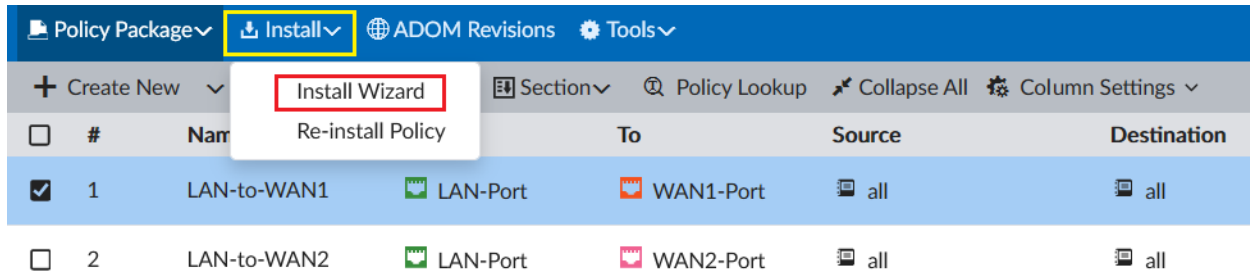
Advanced Options >

Application and Filter Overrides

<input type="button" value="+ Create New"/> <input type="button" value="Edit"/> <input type="button" value="Delete"/> <input type="button" value="Move Up"/> <input type="button" value="Move Down"/> <input type="button" value="Column Settings"/>				
<input checked="" type="checkbox"/>	Priority	Details	Type	Action
	1	<div>Facebook</div> <div>Facebook_AppName</div> <div>Facebook_Apps</div> <div>Facebook_Chat</div> <div>Facebook_File.Download</div> <div>Facebook_File.Upload</div>	app	allow

Install the Policy:

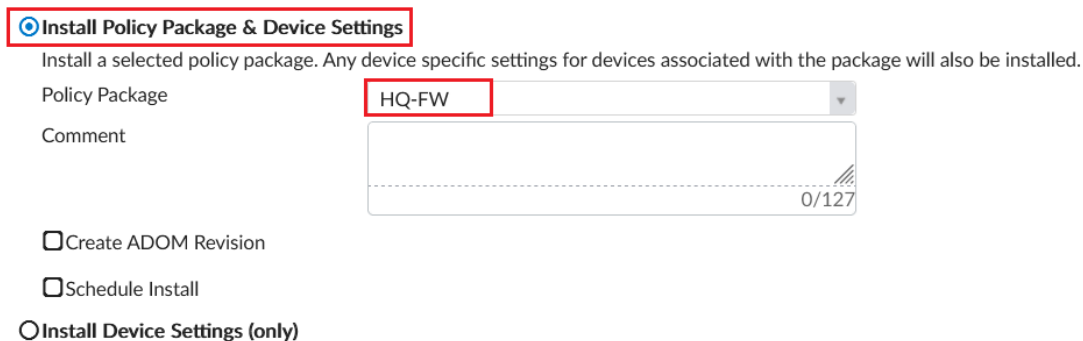
Continue on the FortiManager GUI, click **Install>Install Wizard**.



	#	Name	To	Source	Destination
<input checked="" type="checkbox"/>	1	LAN-to-WAN1	LAN-Port	WAN1-Port	all
<input type="checkbox"/>	2	LAN-to-WAN2	LAN-Port	WAN2-Port	all

Select Install Policy Package & Device Settings. Conform that the HQ-FW policy package is selected. And then click **Next**.

Install Wizard



☒ **Install Policy Package & Device Settings**

Install a selected policy package. Any device specific settings for devices associated with the package will also be installed.

Policy Package: **HQ-FW**

Comment:

☐ Create ADOM Revision

☐ Schedule Install

☐ Install Device Settings (only)


Next >

Cancel

Confirm that the **HQ-FW** device is selected, and then click **Next**.

Install Wizard - Policy Package and Device Setting (HQ-FW)

Please select one or more devices to install ( Use checkbox or Ctrl or Shift key for multiple selections)



<input type="checkbox"/>	Device Name	IP Address	Platform
<input checked="" type="checkbox"/>	HQ-FW	192.168.100.200	FortiGate-VM64-KVM

< Back

Next >

Cancel

Click Install Preview to see changes that will be applied to FortiGate. Click Close on the Install Preview page. Click **Install**.

Install Wizard - Policy Package (HQ-FW)

Installation Preparation Total: 3/3, Success: 3, Warning: 0, Error: 0

- Interface Validation
- Policy and Object Validation
- Ready to Install.

	Install Preview		Policy Package Diff	<input type="text" value=""/>	
<input type="checkbox"/>	Device Name	Status	Action		
<input checked="" type="checkbox"/>	HQ-FW[root]	Connection Up			

Install

Cancel

Once done click **Finish**.

Install Wizard - Policy Package (HQ-FW)

22%

Total: 0/1, Pending: 0, In Progress: 1, Completed: 0

View Installation Log View Progress Report Column Settings

#	Name	Time Used	Status
1	HQ-FW	N/A	<div><div>15%</div></div>

Install Wizard - Policy Package (HQ-FW_root)

Policy package (HQ-FW_root) is installed successfully.

100%

Total: 1/1, Success: 1, Warning: 0, Error: 0

View Installation Log

View Progress Report

Column Settings


Search...

#	Name	Time Used	Status
1	HQ-FW	20s	install and save finished status=OK

Finish

Verification & Testing:

Before the Application Overrides **Facebook** was blocked, because social Media was blocked.
After Application Overrides rule now Facebook page is open.



To check web filter logs in the GUI, Go to **Log & Report > Application Control**.

Date/Time		Source	Destination	Application Name	Action
Minute ago		10.0.1.253	208.184.237.67 (208.184.237.67.IDIA-292873-ZYO....	HTTPS.BROWSER	pass
Minute ago		10.0.1.253	208.184.237.67 (208.184.237.67.IDIA-292873-ZYO....	SSL	pass
Minute ago		10.0.1.253	208.91.112.63 (ntp1.fortinet.net)	NTP	pass
Minute ago		10.0.1.10	142.251.37.164 (mrs09s14-in-f4.1e100.net)	QUIC	block
2 minutes ago		10.0.1.10	172.217.19.138 (content-autofill.googleapis.com)	Google.Services	pass
2 minutes ago		10.0.1.10	172.217.19.138 (content-autofill.googleapis.com)	QUIC	block
2 minutes ago		10.0.1.10	142.250.200.202 (content-autofill.googleapis.com)	Google.Services	pass
2 minutes ago		10.0.1.10	31.13.69.35 (facebook.com)	QUIC	block
2 minutes ago		10.0.1.10	31.13.69.13 (connect.facebook.net)	QUIC	block